




## Integrated Reporting App Providing Real-time Data Anytime

The Management Dashboard App provides easy-to-view health department graphs on any device (computer, smart phone, laptop or tablet), anytime and anywhere. Health directors can share this with county commissioners or boards of health in meetings or on-the-go on their smart phones. Grant writers can use various graphs for writing.

-  Quick graphs of financial, clinical and appointment data
-  Easy to view graphical information to show key performance parameters of health department
-  Easily share graphs and charts via email, print or export into excel. Schedule to send select graphs at specific times via email

### Key Benefits

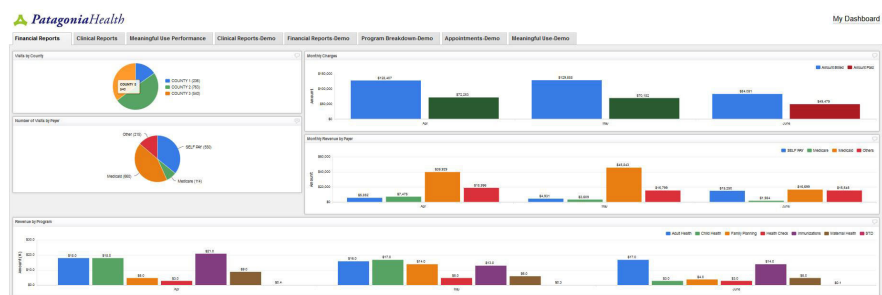
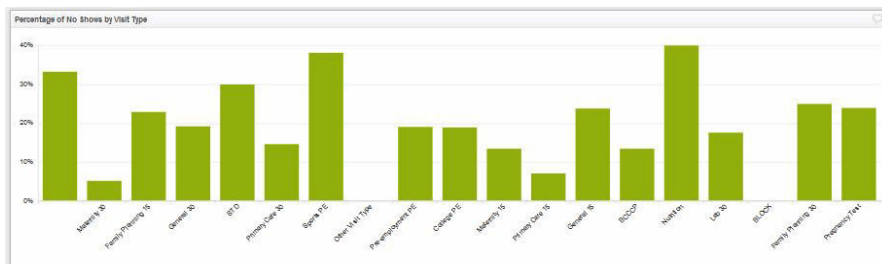
- ✓ Quick view of organizational performance
- ✓ Eliminates tedious manual collection of data
- ✓ Monitors many metrics at once
- ✓ Shares data easily with colleagues, stakeholders, board of health and county commissioners
- ✓ Accurate reports with graphs



*"Management Dashboard App tracking is really great for new healthcare access points like percentage of people who are self-pay vs. insurance paid – it's all in the Dashboard. County commissioner's end-of-year report summarizes easily. I trust it much more than the old system."*



- Scott Lenhart, Health Director  
Stokes County Health Department



### ADDITIONAL RESOURCES

Management Dashboard App Video <https://www.youtube.com/watch?v=QIRbG0ztw5Q>

Case Study <http://patagoniahealth.com/customers/case-studies/building-dashboard-app-ehr-reporting/>

 <https://www.linkedin.com/company/patagonia-health>

 <https://twitter.com/patagoniahealth>

